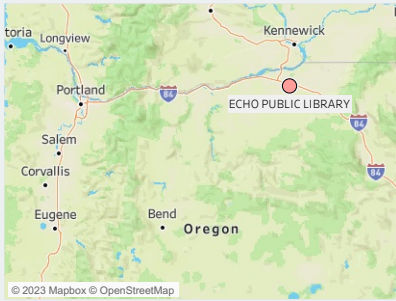


# 2021 Oregon Public Library Snapshot

Download PDF

Choose Library:  
ECHO PUBLIC LIBRARY



## Member of

District of Cooperative: **UCSLD**  
Resource sharing network: **Sage**

## Staffing

**0.72 (FTE)** Total paid staff  
0.71 Staff per 1,000 population served  
(0.53 statewide median, staff per 1,000 population served)

## Programs & Services

**2,100** Library visits  
**2.07** Library visits per capita  
**3.61** statewide median  
-----  
**0** Reference transactions  
**not reported** Community meetings  
-----  
**44** Programs  
**430** Attendance  
-----  
**248** Public service hours

## Operating Revenue by Source

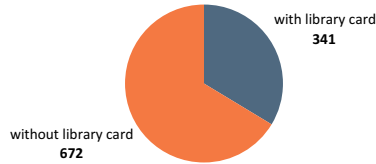
City	16.1%
County	0.0%
District	82.3%
Other	0.0%
State	1.6%
Federal	0.0%

## Revenue & Expenditures

**Revenue**  
**Total: \$62,000**  
Revenue per capita: \$61.20  
Statewide median revenue per capita: \$53.10

**Expenditures**  
**Total: \$85,250**  
Staffing: \$41,070  
Collections: \$17,000  
Expenditures per capita: \$84.16  
Statewide median expenditures per capita: \$46.63

Population Served: 1,013  
Percentage of Cardholders: 33.66%

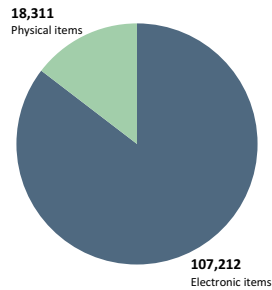


Statewide median: 45.2%

## Facilities & Technology

**1** Public service outlet(s)  
**4,300** Total square footage (all outlets)  
**4.24** Square feet per capita  
Statewide median: **0.86 sq. ft. per capita**  
-----  
**3** Public computers  
**161** Public computer sessions  
-----  
**90** Wi-Fi sessions  
**Wi-Fi extends outside building (left on 24/7)**

## Physical vs. Electronic Collections



## Collections & Circulation

**Physical collection**  
14,870 print  
429 audio  
3,012 video

**Electronic collection**  
72,998 e-books  
34,214 e-audiobooks  
0 video

**Circulation**  
2,598 total  
2,229 physical  
369 electronic  
  
7.619 items borrowed per patron  
4.8 items borrowed per patron (statewide median)

This data is from the 2021 Oregon Public Library Statistical Report, an annual census of public library service measures collected by the State Library of Oregon, and self-reported by legally-established public libraries in Oregon. Null figures in this dashboard reflect null or unreported data. Please visit this page for more information: <https://www.oregon.gov/library/libraries/Pages/Statistics.aspx>

For more details about data elements, along with definitions and guidance, please see our online guide: <https://libguides.osl.state.or.us/publiclibrarystats>