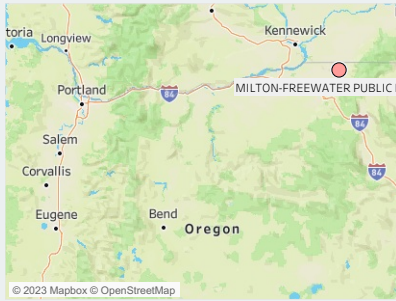


## 2021 Oregon Public Library Snapshot

Download PDF

### Choose Library:

MILTON-FREEWATER PUBLIC LIBRARY



### Member of

District of Cooperative: **UCSLD**  
Resource sharing network: **Sage**

### Staffing

**4.00 (FTE)** Total paid staff  
0.39 Staff per 1,000 population served  
(0.53 statewide median, staff per 1,000 population served)

### Programs & Services

**0** Library visits  
**0.00** Library visits per capita  
**3.61** statewide median

**0** Reference transactions  
**0** Community meetings

**9** Programs  
**90** Attendance

**120** Public service hours

### Operating Revenue by Source

City	33.9%
County	0.0%
District	65.4%
Other	0.0%
State	0.3%
Federal	0.4%

### Revenue & Expenditures

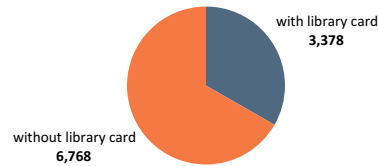
**Revenue**  
Total: **\$384,685**

Revenue per capita: \$37.91  
Statewide median revenue per capita: \$53.10

**Expenditures**  
Total: **\$333,930**

Staffing: \$289,248  
Collections: \$15,028  
Expenditures per capita: \$32.91  
Statewide median expenditures per capita: \$46.63

Population Served: 10,146  
Percentage of Cardholders: 33.29%



Statewide median: 45.2%

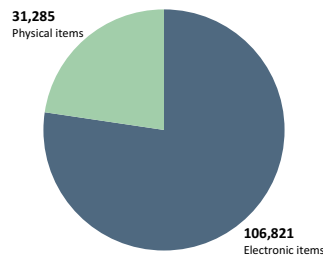
### Facilities & Technology

**1** Public service outlet(s)  
**12,800** Total square footage (all outlets)  
**1.26** Square feet per capita  
Statewide median: **0.86 sq. ft. per capita**

**14** Public computers  
**0** Public computer sessions

**0** Wi-Fi sessions  
Wi-Fi extends outside building (left on 24/7)

### Physical vs. Electronic Collections



### Collections & Circulation

**Physical collection**  
26,416 print  
1,478 audio  
3,334 video

**Electronic collection**  
72,697 e-books  
34,124 e-audiobooks  
0 video

**Circulation**  
17,247 total  
10,599 physical  
6,648 electronic

5.106 items borrowed per patron  
4.8 items borrowed per patron (statewide median)